



黄山学院

2020-2021学年本科教学 质量报告

黄山学院
2021年11月

.....	1
.....	4
.....	4
.....	4
.....	7
.....	8
.....	10
.....	10
.....	11
.....	12
.....	12
.....	19
.....	19
.....	19
.....	21
.....	24
.....	25
.....	30
.....	35
.....	36
.....	36
.....	37
.....	37
.....	38
.....	38
.....	40
.....	40
.....	41
.....	42
.....	43
.....	44
.....	44
.....	44
.....	45

2020-2021

“	”	45
“	”	45
“	”	47
		52
		52
		52

2020-2021

		1007		902	
	84		157		1
	71		1	4	
				30	
2	2			4	2
	22		32	22	44
		18765	"		"
	"			"	
				91%	95%
		3		5	
	"		"		2015
			12	3	4
	36				16
186		18		110	830
	400				26
		363		202	268
			282		
			"		"
				2009	
		10			
					37.5%
"		"		"	
"		"		"	
					2010
	"	"			"
		"			
		"			
	"	3535"			

" "

2021

7

2021
56

65

1

1

	21	9	5	10	4	4	2	2	56
%	37.5	16.07	8.9	17.86	7.14	7.14	3.57	3.57	100

25

2

1 2021

4

2

1				2002		
2				2010	—	
3				2006	—	
4				2005		
5				2004		
6				2002	—	
7				2006		
8				2005		
9				2008	—	
10				2005		
11				2010		
12				2002		
13				2003		
14				2014	—	

15				2011	—	
16				2003		
17				2003	—	
18				2012	—	
19				2008	—	
20				2003		
21				2006		
22				2012	—	
23				2016	—	
24				2004		
25				2007	—	
26				2016	—	
27				2006		
28				2006		
29				2006		
30				2015	—	
31				2002		
32				2007	—	
33				2011	—	
34				2003	—	
35				2020	—	
36				2006		
37				2008	—	
38				2005		

39				2011	—	
40				2004	—	
41				2013	—	
42				2004	—	
43				2008		
44				2006		
45				2004		
46				2007	—	
47				2013	—	
48				2011	—	
49				2005		
50				2011		
51				2012	—	
52				2013	—	
53				2008		
54				2017	—	
55				2016	—	
56				2008		
57				2020	—	

2020-2021

56

19053

18821

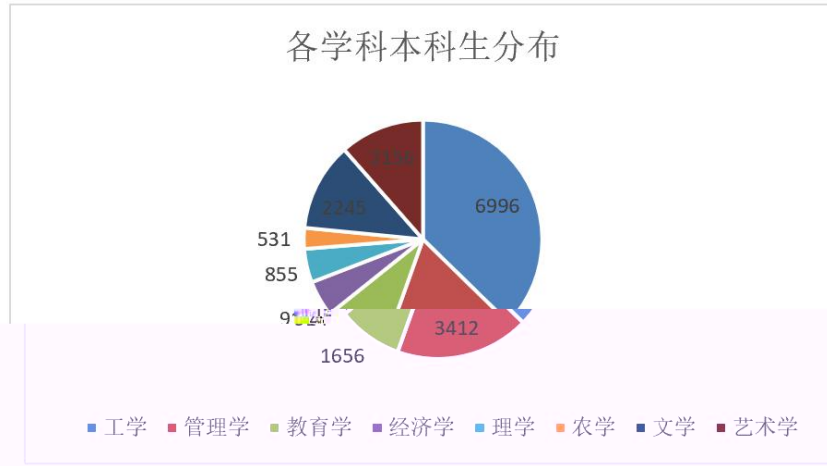
1 2

18765

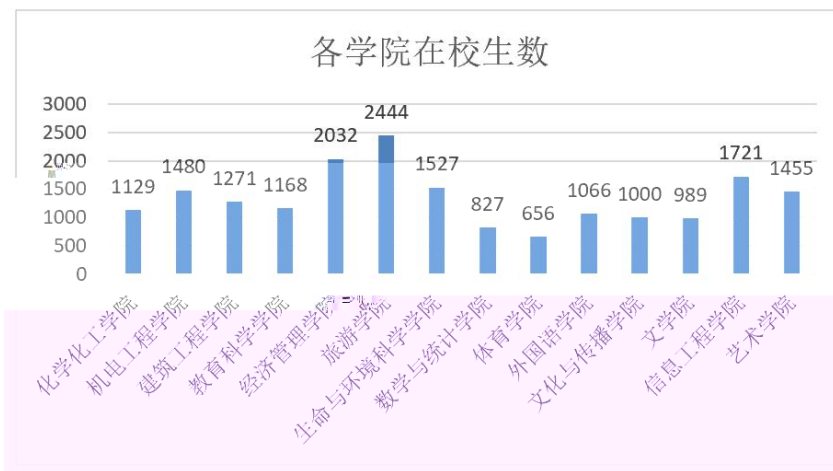
99.70%

2311

2020-2021



1



2

2021	56	9	4700
4699	2020	311	4405
3			294

3 2021

809	2228	388	160
-----	------	-----	-----

2020-

2021
249

57

14

249

1007

1026.5

"

"

902

346

33.92%

53

33.92%

26

306

87.03%

785

2

2

1

4

2

22

32

45

696

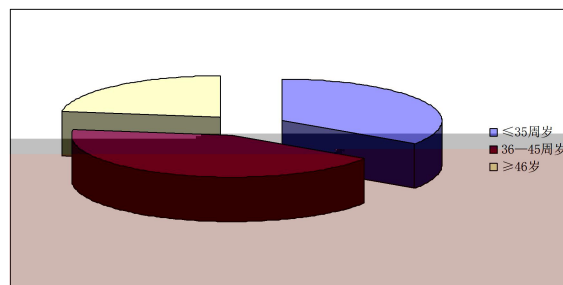
77.17%

144

15.96%

641

71.06%



3

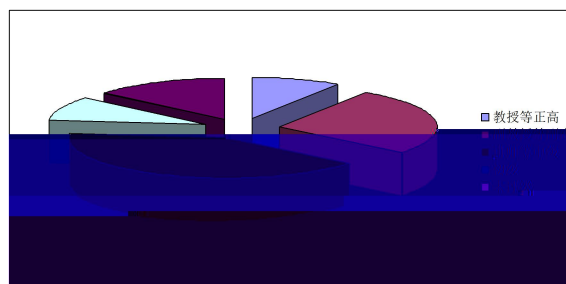
84

76


230

406

33.93%



4



2020-

14

610

70

5

"

"

346

38.36%

55

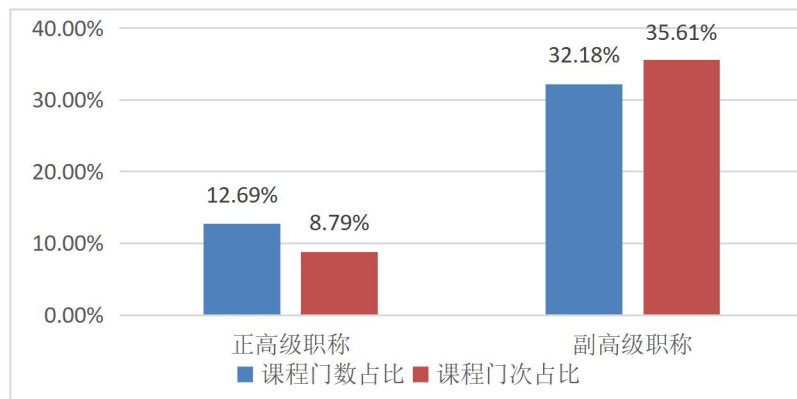
17

6.09%

18

25

2020-2021	2262	1015
44.87%		287
12.69%	728	32.18%
2020-2021	6271	2784
44.39%		
551	8.79%	2233
35.6%		
2020-2021	90.48%	



6 2020-2021

6

		2020
	18765	12584. 17
	19053. 0	15334. 73
	18821	14996. 57
%	99. 70	83. 91
	902	687. 81
%	33. 92	38. 54
	65	37. 22
	18. 56	19. 15
	1. 67	0. 95
	1585. 4	1633. 79
	83. 22	87. 12
	2017152	1326236. 69
	2040167	—
	5450305	—
	77774. 0	—
	13. 83	14. 55
	1. 97	1. 6
	1729. 02	2536. 85
	3834. 98	2507. 34
	370. 82	234. 26
	2262	1234. 28
%	90. 48	75. 85
%	12. 51	10. 88
%	99. 87	98. 15
%	99. 87	98. 51
%	89. 64	78. 24
%	91. 71	89. 78

2020-2021

18765 902 249 1026.5
 56 2311 19053.0 18.56

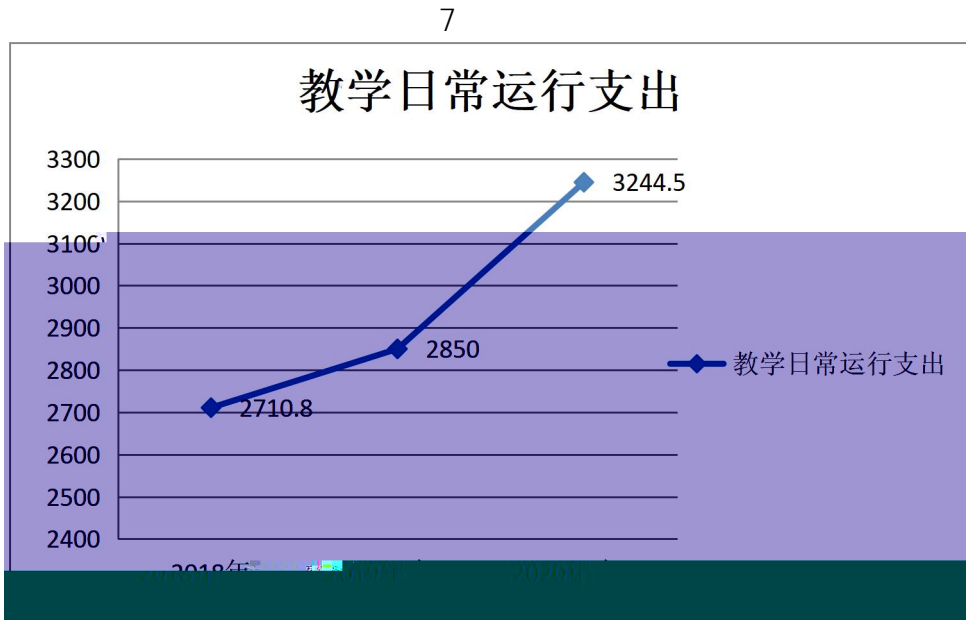
7 2021

							18.56
902	249	1026.5	18765	56	2311	19053.0	

2020 3244.5 1712.3
 14.7%

8

2018	2710.8	18556	1460.9	—
2019	2850.0	18729	1521.7	60.8
2020	3244.5	18948	1712.3	190.6



7

			%	%
2018	2710.8	21249.5	12.8	-
2019	2850.0	21537.2	13.2	0.4
2020	3244.5	22104.0	14.7	1.5

2018 2020 14236.2
 2018 5247.6 2019 5153.6 2020 3835.0
 2020 10

	10	2021	%
2018	5247.6	495.4	-
2019	5153.6	-94.0	-1.8
2020	3835.0	-1318.6	-25.6
	14236.2		



2018 -2020 2543 2018 577.3
 2019 1127.9 2020 837.8

11

2018	18556	458.2	246.9	-	119.1	64.2	-	577.3
2019	18729	976.7	521.5	274.6	151.2	80.7	16.5	1127.9
2020	18948	695.8	367.2	-154.3	142.0	74.9	-5.8	837.8
		2130.7			412.3			2543.0

9



9

2021

260372.02

18821

61.76 m²/

31.55 m²/

13.83 m²/

4.83 m²/

2020-2021

9954.70

" " " " "

101

2021

" " "

5

1 1 1 2 1 3 1
1 1 1 1 2 1 1
1 1 1 1 2 1 1

7

2021

2021

65

56
16.07%

3.57%

8.9%

37.5%

17.86%
7.14%

"

"

2021

2

2

18

14

1				2021. 3
2				2021. 3
3				2008. 10
4				2009. 09
5				2008. 12
6				2010. 11
7				2010. 11
8				2011. 11
9				2013. 12
10				2014. 12
11				2015. 11
12				2016. 12
13				2018. 12
14				2019. 12
15				2019. 12
16				2019. 12
17				2019. 12
18				2019. 12
19				2019. 12
20				2019. 12

2020-2021

21				2019. 12
22				2019. 12

" / " m'

600

				65	47
				10	10
				16	16
				33	38
				14	25
				12	10
				6	2
				24	22
				8	8
				188	178

2445

6271

16

16

2020- 2021

	1270	3191
	1175	3080
	2445	6271



2020- 2021

24

5525

17

- 1
- 2
- 3
- 4
- 5
- 6
- 7
- 8
- 9
- 10
- 11
- 12
- 13
- 14
- 15
- 16
- 17
- 18
- 19
- 20
- 21
- 22

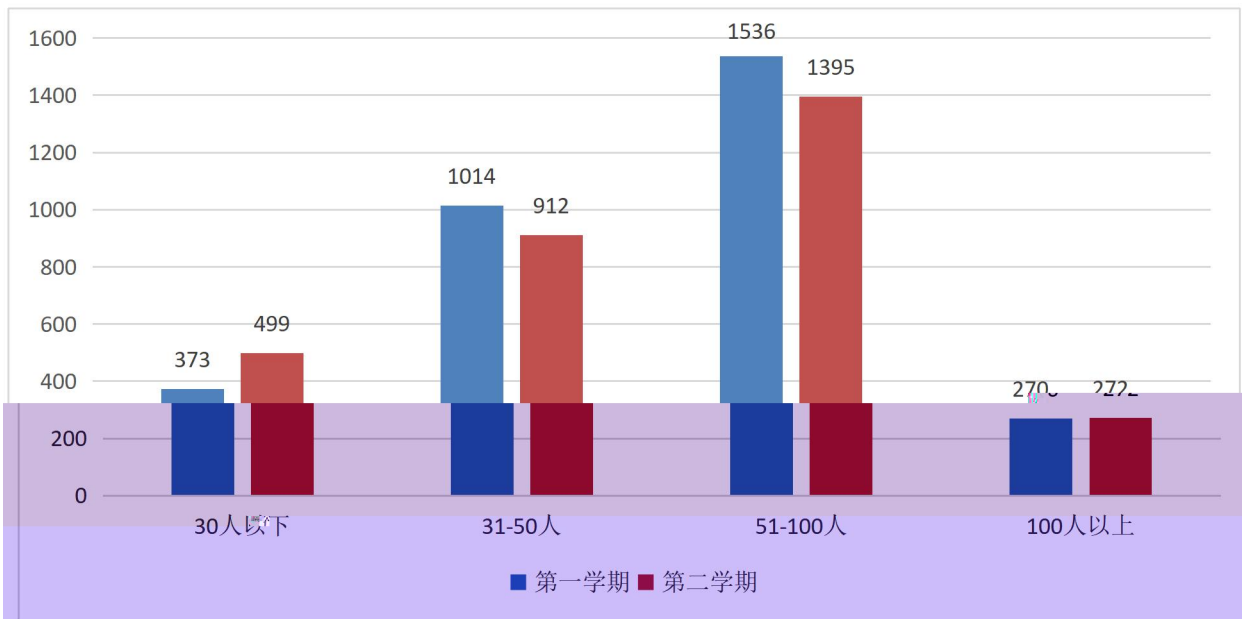


A

2020-2021

2020-2021 100 5729 91.36% 100
 2020-2021 3193 30 30
 373 11.68% 31-50 1014
 31.76% 51-100 1536 48.11% 100
 270 8.46%
 2020-2021 3078 30
 499 16.21% 31-50 912 29.63%
 51-100 1395 45.32% 100 272
 8.84%
 18 2020-2021

		30	31-50	51-100	100	
		373	1014	1536	270	3193
		11.68%	31.76%	48.11%	8.46%	—
		499	912	1395	272	3078
		16.21%	29.63%	45.32%	8.84%	—



10

2020-2021

26		—		
27		-		
28				
29		ENBCK		
30		" + "		
31				
32		" "		
33		" " Mødul e		
34		—		
35				
36		' '		
37		—		
38		" " — —		
39		O2O		
40		— —		
41				
42				
43		—		
44				
45		" + "		

46				—
47				—
48				—
49				—
50				—
51			— — "	
52				—
53				—
54				—
55				—
56				—
57		CAD		—
58				—
59				—
60				—
61				—
62				—
63				—
64				—
65				—
66				—
67	MOC			—
68	MOC			—
69	MOC			—
70	MOC			—
71				—

72				—
73				—
74		AutoCAD BI M		—
75				—
76				—
77				—
78				—
79				—
80				—
81				—
82				—
83				—
84				—
85				—
86				—
87				—
88				—

89				—
90				—
91				—
92				—
93				—
94		CRC		—
95				—
96				—
97				—
98				—
99		" +CAD "		—
100				—
101		" +"		—
102				—
103				—
104				—

43.32%

21

1			120902		178.50	63.50	35.57
2			120903		175.50	66.50	37.89
3			120901K		177.50	64.00	36.06
4			120206		176.50	60.50	34.28
5			082708T		187.50	76.50	40.80
6			120210		175.50	64.00	36.47
7			050101		174.50	58.50	33.52
8			050103		178.00	56.00	31.46
9			020401		178.00	63.50	35.67
10			120202		176.00	69.00	39.20
11			120203K		178.50	65.00	36.41
12			120204		176.50	56.50	32.01
13			120401		172.00	51.00	29.65
14			120801		173.50	70.50	39.72
15			130202		173.00	41.00	23.70
16			130502		178.00	111.00	62.36
17			130503		178.00	104.00	58.43
18			130504		178.00	102.50	57.58
19			130507		177.00	115.00	64.97
20			130508		178.00	106.00	59.55
21			050201		178.00	79.00	44.38
22			050207		178.00	78.50	44.10
23			040203		177.50	111.00	62.54
24			040207T		179.00	112.00	62.57
25			040106		176.50	71.00	40.23
26			040107		177.50	67.00	37.75
27			071102		182.50	66.00	36.16
28			050301		176.50	72.50	41.08
29			130304		178.00	72.50	40.73
30			130305		173.00	85.00	49.13
31			130309		172.50	101.50	58.84
					177.06	76.79	43.32

1			090501		188.00	71.00	37.77
2			090502		188.00	77.50	41.2
3			082701		187.50	66.50	35.47
4			071002		188.00	70.50	37.5
5			071003		186.00	68.50	36.83
6			082503		188.00	54.00	28.72
7			080701		188.00	65.00	34.57
8			080705		188.00	52.00	27.66
9			080901		188.00	57.50	30.59
10			080902		186.50	68.50	36.73
11			020102		183.00	55.00	30.05
12			071202		171.00	60.00	35.09
13			070101		184.00	55.50	30.16
14			070302		188.00	73.00	38.83
15			080401		188.00	66.00	35.1
16			081301		188.00	76.50	40.69
17			081302		192.00	70.50	36.72
18			082801		218.50	85.50	39.13
19			082802		218.00	96.00	44.04
20			081001		187.50	68.50	36.53
21			120105		188.00	60.50	32.18
22			080202		188.00	66.00	35.1
23			080801		188.00	62.50	33.24
24			080203		188.00	62.50	33.24
25			080204		188.00	63.50	33.78
26			080213T		188.00	54.00	28.72
					182.55	72.38	39.71

3. 184

1. 67

1585. 4

5. 24%

14425

1. 868

10

265

6880. 41

18765

9954. 70

1

8

1

2

6. 27

361

72

ERP

227

2020-2021

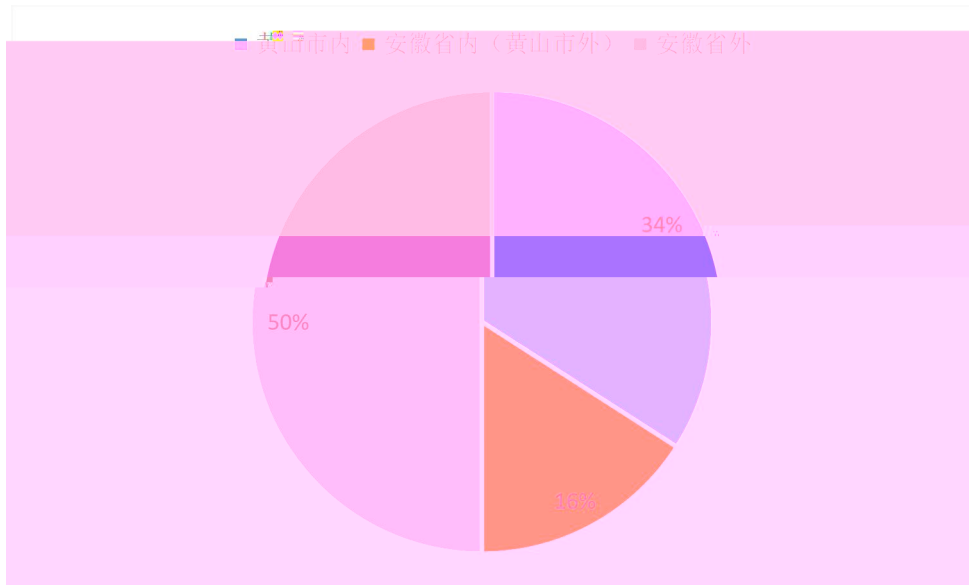
62
309
199
3000

329

17593

5

2021



11

2021

2021

75.36%

557

8.10

4530

3414

39.86%

33

		61	61
		66	66
		76	76
		74	74
		73	73
		77	77
		117	97
		120	120
		47	47
		58	58
		114	114
		56	56
		168	168
		36	36
		159	8
		82	3
		38	38
		75	21
		139	139
		159	159
		52	52
		61	61
		272	255
		140	114
		64	64
		74	74
		31	31
		68	68
		34	34
		68	68
		79	79
		83	16
		87	12
		78	78
		77	77
		39	0

2020-2021

		130	0
		79	79
		77	77
		39	0
		37	37
		39	0
		190	2
		36	22
		131	131
		72	72
		116	116
		116	116
		41	40
		77	2
		78	50
		38	38
		38	38
		94	20

2015

2016

2021

8742

4271 4471

AB

334 1 10 12 28

45 98 140 2021 66.69

29.82 36.87

23 8

15

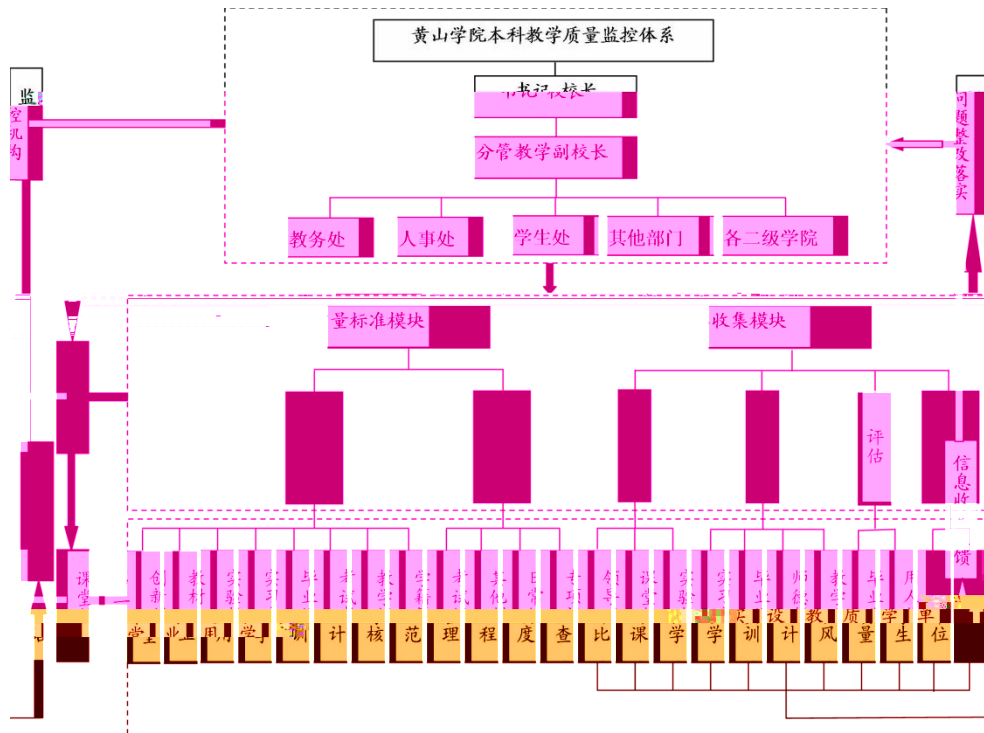
2021

8 270 9 1

2021 12

6 8 40 2021
11 2021 12
2 13 7
3 2017
617
16
368

12



12

"

"

" "

6

9

4

6

2020-2021

2021

1867

"

"

71

2020-2021

26

56 98.66% 4569 4569 6
0.02% 1

25 2021

79	78	1	1.27%	1	1.27%
73	72	1	1.37%	1	1.37%
62	62	0	0.00%	0	0.00%
159	159	0	0.00%	0	
40	00%	0			



2020-2021

	426	46	10.80%
	168	27	16.07%
	4575	507	11.08%

27 2021

				540	
				0	
				507	
				0	
				33	
				0	
				2318	1783
				22	7
				235	106
				1894	1217
				0	20
				9	10
				0	0
				3	0
				25	13
				130	410

2020-2021 AB 334
 1 10 12 28 45 98
 140 2020

2020-2021

30 2020-2021

	2017	2018	2019
	42	54	28
	19	24	33
	17	39	15
	13	11	0
	91	128	76

91. 71%

2020 212
 87. 15% " " 28. 52% " " 58. 63%
 " " 10. 30% " " 2. 55%

88%

2021 2020
 31

31	2020	%
		" 211"
	95	95
	70	68
	90	90
	95	92
	72	71

— —

“

”

“

”

“

”

“

”

“

”

“

”

“

”

“

”

“

”

“

”

“

”

“

”

“

”

“

”

" "

" "

" "

" +"

1979 7

75

" "

1985

" " " " " " " " " " " " " " " "

4

1

1

2020-2021

	" "		
" "	" 20	"	
	—	" "	
	— —	" 6	
	"	" "	
	" "	"	
70			
2020		3	
9			
"	"		

" "

2020-2021

"

"

2022